

## PRECAUTIONS

- RMS power of the amplifier should not be higher than speaker's RMS power assuming that impedances of both are equal.
- Never overload the power AMP.
- Do not connect DC sources to the speakers.
- Do not place the speakers close to TV sets, PC monitors, magnetic tapes and disks, etc.
- Protect speakers from water and high humidity.



**Disposal of old Electrical & Electronic Equipment (Applicable throughout the European Union and other European countries with separate collection programs)**

This symbol, found on your product or on its packaging, indicates that this product should not be treated as household waste when you wish to dispose of it. Instead, it should be handed over to an applicable collection point for the recycling of electrical and electronic equipment. By ensuring this product is disposed of correctly, you will help prevent potential negative consequences to the environment and human health, which could otherwise be caused by inappropriate disposal of this product. The recycling of materials will help to conserve natural resources. For more detailed information about the recycling of this product, please contact your local city office, household waste disposal service or the retail store where you purchased this product.



RoHS

**Taurus**

Box Electronics  
ul Cieszynskiego 4  
81-881 Sopot  
Poland  
tel +48 58 550 66 46  
tel/fax +48 58 551 90 05

e-mail [info@taurus-amp.pl](mailto:info@taurus-amp.pl)  
[www.taurus-amp.pl](http://www.taurus-amp.pl)



## TR-Series BASS SPEAKER CABINETS MANUAL



**DESIGNED BY MUSICIANS FOR MUSICIANS**

## SPECIFICATIONS

TYPE	TR-212	TR-1510	TR-410	TR-1210
Power Handling RMS	500W	500W	1000W	500W
Impedance	4ohm	4ohm	4ohm	4ohm
Sensitivity (1W/1m)	100dB	99dB	103dB	102dB
Configuration	two way			
LF - Speakers	2x12" Neodimium	1x15"+1x10" Neodimium	4x10" Neodimium	1x12"+2x10" Neo + Ferrite
HF - Speakers	compression driver	compression driver	ceramic tweeter	ceramic tweeter
HF - Control	HORN level switch 100 - 60% - OFF			
Connectors	SPEAKON JACK	SPEAKON JACK	SPEAKON JACK	SPEAKON JACK
Dimensions: H W D	740mm 520mm 405mm	740mm 520mm 405mm	885mm 520mm 405mm	885mm 520mm 405mm
Weight	27kg	27kg	32.5kg	32,5kg
Cover	black carpet			

## CONNECTIONS

All types of our speakers are fitted with two input connectors what makes it possible to build multi-speaker systems. In this kind of connection speakers' impedance is decreased. The table below presents impedance levels for particular set-ups. Important issue to remember is not to connect speakers with overall impedance less then AMP's minimal output impedance because it could cause overloading and/or damage to the speakers.

Parallel speaker configurations	Total system impedance
Two 8ohm cabinets	4ohm
Three 8ohm cabinets	2,7ohm
Four 8ohm cabinets	2ohm
Two 4ohm cabinets	2ohm
One 8ohm cabinet and one 4 ohm cabinet	2,7ohm
Two 8ohm cabinets and one 4 ohm cabinet	2ohm


## TERMINAL

### INPUT

SPEAKON & JACK  
Neutrik connector

### LINK

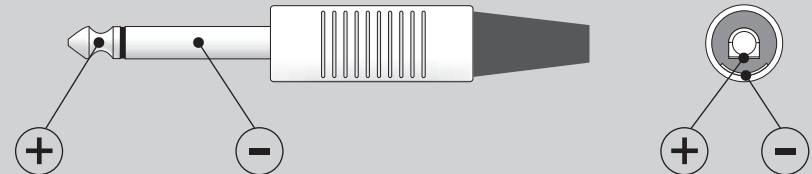
SPEAKON & JACK  
Neutrik connector



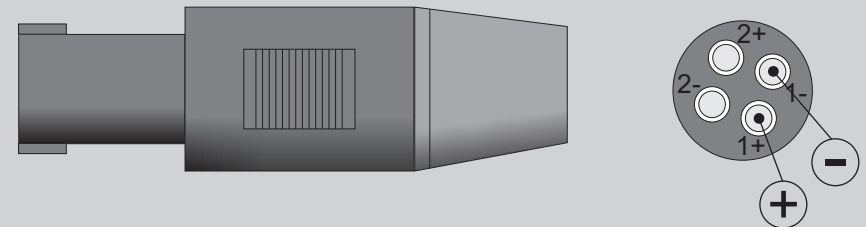
3 level  
TWEETER switch  
Concert - 100%  
Studio - 60%  
OFF

## CONNECTORS

### JACK MONO



### SPEAKON



## PHASE

When connecting speakers with amplifiers one should always make sure that left and right speakers are not crossed in phase witch means that the positive and negative signals are not swapped over in any of the speakers. Phase mismatch results with worse quality of low frequencies and wrong stereo image.